


MICROSOFT DREAMSPARK'TA YAZILIM İNDİRMEK

<https://www.dreamspark.com/>

Microsoft DreamSpark®


[home](#) [students](#) [academic institutions](#) [what is DreamSpark?](#) [faq](#)




Menüde bulunan students bağlantısına tıklayınız.

See how DreamSpark can provide a library of software you need.

[learn more](#) ↗



DreamSpark News:
DreamSpark introduces Visual Studio 2012 Update 4 | [view product](#)
DreamSpark introduces Visual Studio Professional 2013 | [view product](#)
DreamSpark introduces Windows Server 2012 R2 | [view product](#)



DreamSpark for Students

New to DreamSpark?
Find out how to get professional developer and designer tools **at no cost!**

[Learn more](#) ↗

Download Products
Access the student software catalog. Download software at no cost.

[Learn more](#) ↗

DreamSpark for Academic Institutions

get Microsoft software
Enroll your institution in a DreamSpark subscription to get software for teaching and research.

[Learn more](#) ↗

access your subscription
Access MSDN Subscription Portal or go to your institution's WebStore.

[Learn more](#) ↗



No cost. No catch.

Download the new Visual Studio Professional 2013 at no cost to students.

[Download](#)

Giriş yapmak için tıklayınız...

if you can imagine it, you can create it

3 simple steps to access Microsoft Software and Development Tools at no cost.

1. Create Account

2. Download Software

3. More Software Through Your School

create an account and verify your student status

Although some products are accessible immediately, in order to download the same tools and products used by professional developers you need to create a student account and verify your academic status the first time you access DreamSpark. Your account will be valid for 12 months.

Individual Account

Sign-up and have access to software programs immediately and at no cost.

[Sign In](#)

[Create Account](#)

Giriş yapmak için tıklayınız...

You can verify your student status in one of 3 ways:

- Either with your school email address (domain)
- With a [verification code](#)
- Or with an [ISIC card](#)

Enter Your E-mail Address and Password

E-mail*

Password*

Sign In

Create an Account

Forgot Password?

*****@dicle.edu.tr
adresinizi ve Dreamspark
şifrenizi giriniz.

sign in ile giriş yapınız.



Office 365
University
Equip yourself for
school and beyond



Office 365 University

get a 4 year subscription to Office 365. includes use on 2 PCs or Macs, 60 minutes of Skype calls per month, and 20GB of storage on SkyDrive.

get it now

DreamSpark has the tools you need
Check if you can get more software through your school.

**İndirebileceğiniz yazılımları aşağıda görülmektedir.
İstediğiniz yazılımı tıklayınız.**



Developer & Designer Tools



Visual Studio
Professional 2013



VS Express 2013 for
Windows Desktop



Visual Studio Express
2013 for Web



Visual Studio Express
2013 for Windows



VS Team Foundation
Server Express 2013



Team Explorer for Visual
Studio 2013



Windows Server 2008 R2



İndirmek istediğiniz yazılımla ilgili Dil veya 32/64 bit seçenekleri için tercihinizi belirtiniz.

Download Now:
By clicking "Download" below I agree to the "License Agreement".

English ⌵
Select a product version ⌵

[Download](#) ⌵ [Get Key](#) ⌵

İndirmek için tıklayınız

-  Resources & Training
- Windows Server Developer Center
 - Windows Server 2008 Developer Training Kit
 - Windows Server 2008 and .NET 3.5 Software Development Kit

Develop, deliver and manage rich user experiences and applications while providing a highly secure network infrastructure with Windows Server 2008 R2. Designed to power the next generation of networks, applications and Web services, Windows Server 2008 R2 can help you increase technological efficiency and value within your organization.

Get Your Software in 4 Easy Steps

1. **Download the Secure Download Manager (SDM)** installation file ?

If you have completed this step previously, go to step 3.

Download SDM ↓

Bilgisayarınızda Secure Download Manager(SDM) kurulu değilse öncelikle programı indirip kurmanız gerekmektedir.

2. Locate the file from step 1 and run it to **install the SDM** ?

3. **Download the .SDX file** for your order ?

Download .SDX ↓

Seçtiğiniz yazılımı indirmek için .SDX dosyasını indiriniz.

4. When the SDM launches, **start downloading your software.** ?

If the SDM application does not launch automatically, locate the file from step 3 and open it to download your software.

SDM programı yazılımı indirmeyi otomatik olarak başlatılacaktır.



Download Your Software

Select Language: English (United States) ▾

Order Summary

Order Number: 100263610248

Order Date: 2014-01-28

Download Location: C:\Users\CAN\Downloads [Change Location](#)**Yazılımı nereye indireceğinizi belirleyiniz.**

Items

[? Need Help?](#)**Microsoft Visual Studio Express 2013 for Windows 32-bit (Turkish)**

File: Microsoft Visual Studio Express 2013 for Windows 32-bit (English)

Download Ready

Start Download ↓

Size: 409 MB

File: Microsoft Visual Studio Express 2013 for Windows Language Pack 32-bit (Turkish)

Download Ready

Start Download ↓

Size: 23 MB

İndirmeyi başlatmak için tıklayınız.

Download Your Software

Order Summary

Order Number: 100263610248
Order Date: 2014-01-28
Download Location: C:\Users\CAN\Downloads [Change Location](#)

Items

? Need Help?

Microsoft Visual Studio Express 2013 for Windows 32-bit (Turkish)



File: Microsoft Visual Studio Express 2013 for Windows 32-bit (English)

1%

⏸ Downloading...

Size: 409 MB C:\Users\CAN\Downloads

File: Microsoft Visual Studio Express 2013 for Windows Language Pack 32-bit (Turkish)

Remaining estimate: 00:01:05

23%

⏸ Downloading...

Size: 23 MB C:\Users\CAN\Downloads

Yazılımın indirme işlemini bitirmesini bekleyiniz.

Download Your Software

Order Summary

Order Number: 100263610248
Order Date: 2014-01-28
Download Location: C:\Users\CAN\Downloads [Change Location](#)

Items

? Need Help?

Microsoft Visual Studio Express 2013 for Windows 32-bit (Turkish)



File: Microsoft Visual Studio Express 2013 for Windows 32-bit (English)

Done

Launch

Size: 409 MB C:\Users\CAN\Downloads

File: Microsoft Visual Studio Express 2013 for Windows Language Pack 32-bit (Turkish)

Done

Launch

Size: 23 MB C:\Users\CAN\Downloads

**Yazılımı indirme işlemi bitmiştir.
Kurulumu başlatmak için Launch
tıklanabilir veya yazılımı bilgisayarınıza
indirdiğiniz klasörden çalıştırabilirsiniz.**